



Count on it.

GROUNDMASTER® 360 QUAD-STEER™

ACCESSORY GUIDE

Groundsmaster 360 Quad-Steer


The Toro Groundsmaster 360 reinvents the way a mower performs. Powered by a 36 hp Kubota® 4-cylinder diesel engine, this machine utilizes revolutionary Quad-Steer™ all-wheel steering for unmatched maneuverability. To maximize your Groundsmaster 360, Toro offers a wide variety of attachments and accessories to deliver superior productivity.



Mowing Deck Options



Front QAS Winter Attachments – 4WD Models Only



A.) 72" Side Discharge Deck

Cutting Deck Accessories, 72" Deck

- Recycler Kit
- Striping Kit
- Leaf Mulching Kit
- Medium Flow Blade
- High Flow Blade
- Atomic Mulching Blade

B.) 72" Guardian® Recycler® Deck

Cutting Deck Accessories, 72" Deck

- Standard Blade
- Tall Grass Baffle Kit

C.) 100" Articulating Deck

- Requires GM360 mower with greater than 35 hp and attachment kit
- 1"-5" (25 - 127 mm) adjustable in 0.25" (6 mm) increments
- Rear Discharge – full width of deck
- Articulates 15 degrees, up or down



Front QAS (Quick Attach System)

- With the QAS, switch from one front attachment to another in less than a minute!



Snowthrower

- This is the perfect blizzard battler. The 53 inch (135 cm) wide snowthrower throws snow up to 30' (9.1 m). Erskine® Model 1600.



Rotary Broom

- The 60 in (152 cm) wide rotary broom sweeps parking areas, walkways, and turf of dirt, leaves and snow. Operator can hydraulically angle broom 30 degrees left and right. M-B Model MCT.



Powered V-Plow

- This 57.5" (146 cm) implement combines two useful snow attachments, V-plow and angled blade, into one. M-B Model V-Plow.



Fixed V-Plow

- Add year round versatility with a 48" (122 cm) V-Plow to clear snow from sidewalks or paths



Angled Snow Blade

- Snow Blade that hydraulically angles 0 – 30 degrees left and right. M-B Model Dozer Blade.

©2019 The Toro Company.
All rights reserved.
8111 Lyndale Ave. S.
Bloomington, MN 55420-1196

Specifications subject to change.
Please contact your Toro distributor for details. Rev. 3/19

Groundsmaster® 360 Quad-Steer™ Accessories

General Accessories




Removable Winter Enclosure

- Removable, weather-tight heated enclosure mounts to the existing ROPS structure. Fits Groundsmaster 360 4WD non-cab models only. Includes worklights and amber/red flashers.



Pro Force® Debris Blower

- Only fits Groundsmaster 360 4WD
- Driven from PTO shaft off engine
- Fits on front QAS
- Nozzle Rotation – 245°
- Great visibility – out front of machine
- Adjust height from 4.5 to 8.5 (11.4 to 22 cm) inches off ground



AERA-Vator™ (First Products)

- Uses front QAS & PTO hookup

One frame, four shafts:

- AERA-Vator (aeration)
- Multi-Tine (decompacts synthetic turf)
- Aera-Slicer (verticutting)
- Coring Shaft (aeration)



Universal Sunshade Red or White

- Stay cool and productive when mowing with a canopy

Bimini Canvas Shade



BOSS® De-Icer Spreader TGS 300

- Requires Rear Attachment Bracket, Boss Slide-In 2" Hitch Kit and Mounting Receiver
- Capacity: 3 cubic feet (.085 cubic meters), 200 lbs. (91 kg)



Nordic Plow (3rd party vendor)

- Lightweight plastic plow
- Uses front QAS
- Rounded lower edge will not harm synthetic turf or sportsfield covers



Triple Bagger Grass Collection System

- Works with 72" (183 cm) side discharge deck
- Collection capacity: 13.6 cu. ft. (385 liters)
- Requires rear attachment bracket and blower kit



Air Ride Seat

- For all-day operator comfort – Non-cab models only (Cab models are equipped with a cloth air-ride seat standard.)

Misc

Jack Stand

- Raises mower approximately 18" (45.7 cm) to access underside of mower deck for blade change or cleaning

Diesel Fuel Cap (Green)

Speed Reduction Kit

- Limits operation of the machine to a speed of your choosing

Parts Kits

- 400 Hour Filter MVP Kits
- Blade and Belt Kits
- Tall Grass Kits

myTurf™ Wireless System

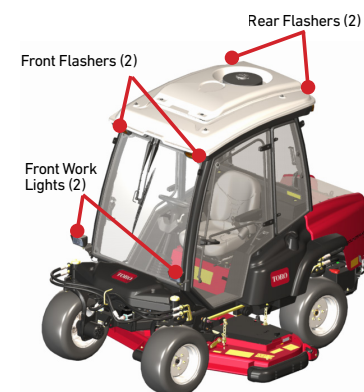
- Wireless Hourmeter
- Base Station
- Repeater
- External Antenna

Lighting Accessories



Road Light Kit (non-cab models)

- Includes SMV sign, work lights, red/amber flashers and turn signals



Road Light Kit (F15 and newer cab models)

- Includes headlights and front & rear flashers

Safety Cab Accessories F15 and Newer Models

Work Light Kit (cab models only)

- Includes 2 front and 2 rear halogen lights

Rotating Beacon Kit

Pre-Screen Filter Kit